

AAO Industrial HRC fuse links



Product description

Eaton's Bussmann® series AAO British standard fuse links, size A2, are specifically designed for the protection of general industrial applications e.g. power distribution, cable protection, motor protection.

Standard features

- Good peak let-through current limitation
- 1:1:6 Selective coordination ratio between "minor" and "major" fuse
- gG characteristics for cable protection and gM for motor protection applications
- Power loss values within the limits of IEC 60269-2

Catalogue symbol

AAO(Amps)

Technical data

Rated voltage:

- 550 V a.c. (2 to 32 A)
- 500 V a.c. (32M40 to 32M63)

Rated current: 2 to 32 A

Breaking range and utilisation category: gG and gM

Breaking capacity: 80 kA

BS reference: A2

Standards/approvals

- BS88-2
- IEC 60269-2
- Suitable for use in RoHS compliant applications

Fuse holders (ordered separately)

- RS32H (Red spot fuse holder)
- CM32F (Camaster fuse holder)

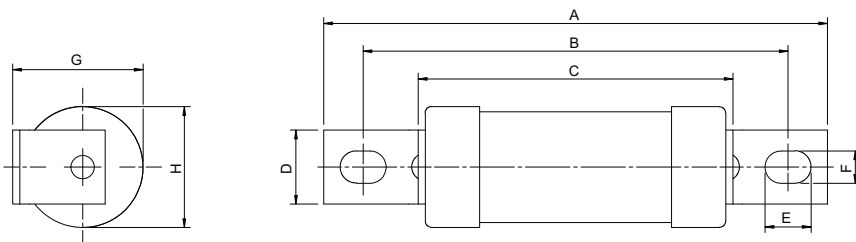
Packaging:

MOQ 20

Table 1. Technical data

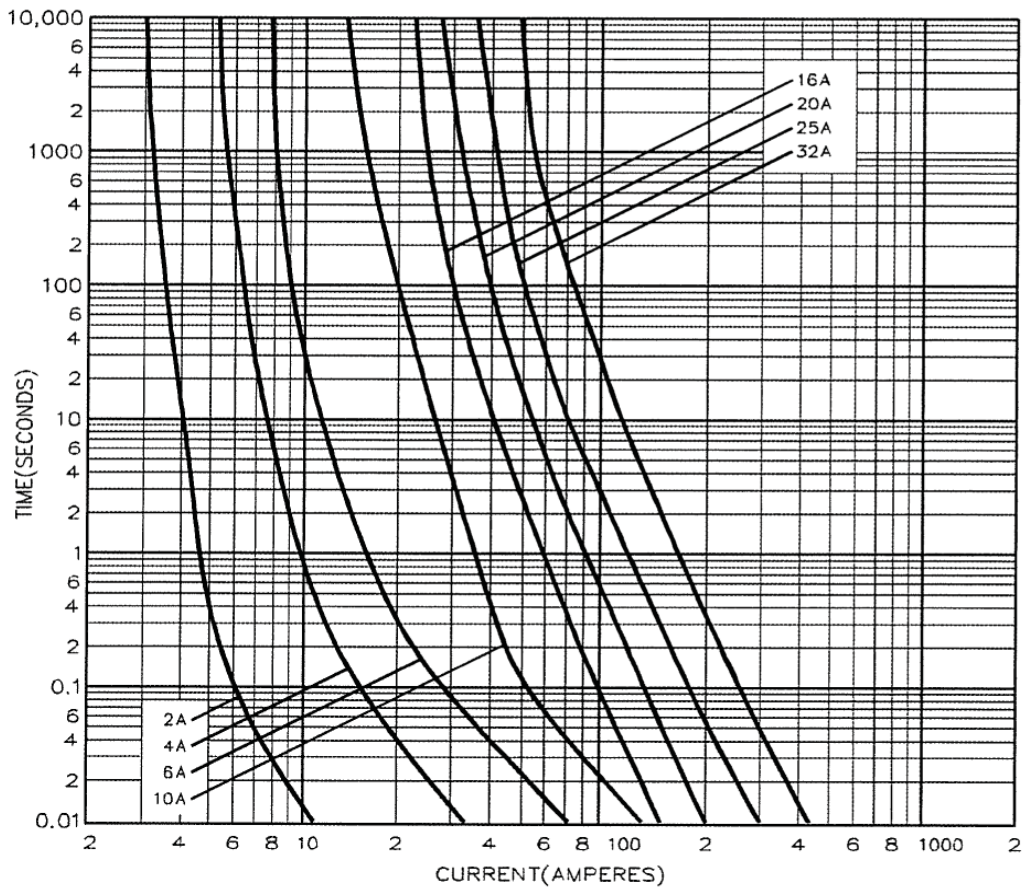
Catalogue number	Rated voltage	Rated current (Amps)	Breaking capacity	Energy integrals I ² t (A ² S)			Watts loss (W)	BS Reference	Product class	Weight (grams)
				Pre-arcing	Total at 415 V a.c.	Total at 550 V a.c.				
AA02	550 V a.c.	2	80 kA at 550 V a.c.	1.4	4.7	5	0.9	A2	gG	20
AA04	550 V a.c.	4		8	26	30	1.4			
AA06	550 V a.c.	6		28	100	115	1.8			
AA010	550 V a.c.	10		125	400	500	2.1			
AA016	550 V a.c.	16		120	470	750	1.8			
AA020	550 V a.c.	20		260	1100	1700	1.9			
AA025	550 V a.c.	25		570	2300	3500	2.1			
AA032	550 V a.c.	32		710	3000	5000	3.1			
AA032M40	500 V a.c.	32M40	80 kA at 500 V a.c.	1400	3800	5000	3	A2	gM	50
AA032M50	500 V a.c.	32M50		3000	8500	11000	2			
AA032M63	500 V a.c.	32M63		7000	18000	24800	1.4			

Dimensions - mm



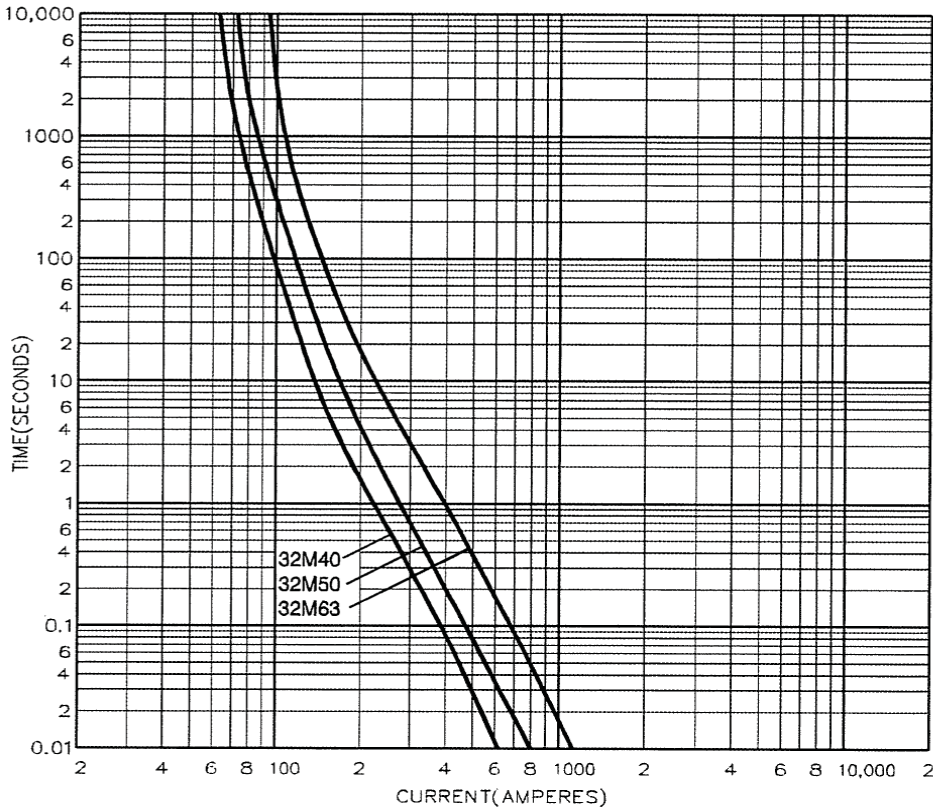
Catalogue numbers	A	B	C	D	E	F	G	H
AA02-32	85	73	35.5	8.7	8	5.5	14	13.7
AA032M40-63	85	73.5	54.5	8.7	8	5.5	22.3	21

Time current curve characteristics



Non motor rated

Time current curve characteristics



Motor rated

Changes to the products, to the information contained in this document, and to prices are reserved; so are errors and omissions. Only order confirmations and technical documentation by Eaton is binding. Photos and pictures also do not warrant a specific layout or functionality. Their use in whatever form is subject to prior approval by Eaton. The same applies to Trademarks (especially Eaton, Moeller, and Cutler-Hammer). The Terms and Conditions of Eaton apply, as referenced on Eaton Internet pages and Eaton order confirmations.

Eaton
 EMEA Headquarters
 Route de la Longeraie 7
 1110 Morges, Switzerland

Eaton Electrical Products Limited
 Melton Road
 Burton-on-the-Wolds
 Leicestershire, LE12 5TH
 United Kingdom

© 2017 Eaton
 All Rights Reserved
 PDF Only
 Publication No. 4109
 October 2017